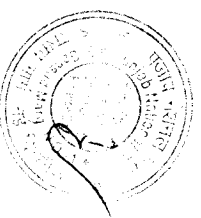


(1)(a) Statement showing Shareholding Pattern  
 Name of the Company : Punjab National Bank

As on Date : 31-March-2015

Partly paid-up shares	No. of partly paid-up shares	As a % of total no. of partly paid-up Shares	As a % of total no. of shares of the company
Held by promoter/promoter group	0	0	0
Held by public	0	0	0
<b>Total</b>	0	0	0
Outstanding convertible securities	No. of outstanding securities	As a % of total no. of outstanding convertible securities	As a % of total no. of shares of the company, assuming full conversion of the
Held by promoter/promoter group	0	0	0
Held by public	0	0	0
<b>Total</b>	0	0	0
Warrants	No. of warrants	As a % of total no. of warrants	As a % of total no. of shares of the company, assuming full conversion of Warrants
Held by promoter/promoter group	0	0	0
Held by public	0	0	0
<b>Total</b>	0	0	0
Total paid-up capital of the company, assuming full conversion of warrants and convertible securities	1854556947		



**(I)(a) Statement showing Shareholding Pattern**

Sr. no.	Category of shareholder	Number of shareholders	Total number of shares	Number of shares held in dematerialized form	Total shareholding as a percentage of total number of shares		Number of Shares Pledged or otherwise encumbered (VIII)	As a percentage (IX) = (VIII) / (IV) * 100
					As a percentage of (A+B) <sup>1</sup> (VI)	As a percentage of (A+B+C) (VII)		
(I)	(II)	(III)	(IV)	(V)	(VI)	(VII)	(VIII)	(IX)
<b>(A)</b>	<b>Promoter and Promoter Group<sup>2</sup></b>							
<b>(1)</b>	<b>Indian</b>							
(a)	Individuals/Hindu Undivided Family	0	0	0	0.00	0.00	0	0
(b)	Central Government/State	2	1110047912	1065840595	59.86	59.86	0	0.00
(c)	Bodies Corporate	0	0	0	0.00	0.00	0	0
(d)	Financial Institutions/Banks	0	0	0	0.00	0.00	0	0
(e)	Any Other (Total)	0	0	0	0.00	0.00	0	0
	<b>Sub-Total (A)(1)</b>	<b>2</b>	<b>1110047912</b>	<b>1065840595</b>	<b>59.86</b>	<b>59.86</b>	<b>0</b>	<b>0.00</b>
<b>(2)</b>	<b>Foreign</b>							
(a)	Individuals (Non-Resident Individuals/Foreign Individuals)	0	0	0	0.00	0.00	0	0.00
(b)	Bodies Corporate	0	0	0	0.00	0.00	0	0.00
(c)	Institutions	0	0	0	0.00	0.00	0	0.00
(d)	Qualified Foreign Investor	0	0	0	0.00	0.00	0	0.00
(e)	Any Other (Total)	0	0	0	0.00	0.00	0	0.00
	<b>Sub-Total (A)(2)</b>	<b>0</b>	<b>0</b>	<b>0</b>	<b>0.00</b>	<b>0.00</b>	<b>0</b>	<b>0.00</b>

	Total Shareholding of Promoter and Promoter Group (A) = (A)(1)+(A)(2)	2	1110047912	1065840595	59.86	59.86	0	0.00
<b>(B)</b>	<b>Public shareholding<sup>3</sup></b>							
<b>(1)</b>	<b>Institutions</b>							
(a)	Mutual Funds/UTI	157	100323498	100323498	5.41	5.41	N.A.	N.A.
(b)	Financial Institutions/Banks	32	3056666	3056666	0.16	0.16	N.A.	N.A.
(c)	Central Government/State	1	309800	309800	0.02	0.02	N.A.	N.A.
(d)	Venture Capital Funds	0	0	0	0.00	0.00	N.A.	N.A.
(e)	Insurance Companies	72	238119336	238119336	12.84	12.84	N.A.	N.A.
(f)	Foreign Institutional Investors	169	300942937	300942937	16.23	16.23	N.A.	N.A.
(g)	Foreign Venture Capital Investors	0	0	0	0.00	0.00	N.A.	N.A.
(h)	Qualified Foreign Investor	0	0	0	0.00	0.00	N.A.	N.A.
(i)	Any Other (Total)	1	57535	57535	0.00	0.00	N.A.	N.A.
(i1)	FFI/Banks	1	57535	57535	0.00	0.00	N.A.	N.A.
	<b>Sub-Total (B)(1)</b>	432	642809772	642809772	34.66	34.66	N.A.	N.A.
<b>(2)</b>	<b>Non-institutions</b>							
(a)	Bodies Corporate	2070	15133746	14939746	0.82	0.82	N.A.	N.A.
(b)	Individuals - i. Individual Shareholders Holding Nominal Share Capital Up To >Rs. 1 Lakh.	305746	77480322	70279177	4.18	4.18	N.A.	N.A.
	Individuals - ii. Individual Shareholders Holding Nominal Share Capital In Excess Of Rs. 1 Lakh	15	3192840	3192840	0.17	0.17	N.A.	N.A.

(c)	Qualified Foreign Investor	0	0	0	0	0.00	0.00	N.A.	N.A.
(d)	Any Other (Total)	5054	5892355	5820855	0.32	0.32	N.A.	N.A.	
(d1)	Clearing Members	270	1596174	1596174	0.09	0.09	N.A.	N.A.	
(d2)	Foreign Nationals	1	330	330	0.00	0.00	N.A.	N.A.	
(d3)	HUF	3871	1310068	1238568	0.07	0.07	N.A.	N.A.	
(d4)	NRI	865	346291	346291	0.02	0.02	N.A.	N.A.	
(d5)	OCB	1	4715	4715	0.00	0.00	N.A.	N.A.	
(d6)	Trust	46	2634777	2620777	0.14	0.14	N.A.	N.A.	
	<b>Sub-Total (B)(2)</b>	312885	101699263	94218618	5.48	5.48	N.A.	N.A.	
	<b>Total Public Shareholding (B) = (B)(1)+(B)(2)</b>	313317	744509035	737028390	40.14	40.14	N.A.	N.A.	
	<b>TOTAL (A)+(B)</b>	313319	1854556947	1802868985	100.00	100.00	0	0.00	
(C)	Shares held by Custodians and against which Depository Receipts have been issued	0	0	0	N.A.	0.00	N.A.	N.A.	
C1	Promoter and Promoter Group	0	0	0	N.A.	0.00	N.A.	N.A.	
C2	Public	0	0	0	N.A.	0.00	N.A.	N.A.	
	<b>GRAND TOTAL (A)+(B)+(C)</b>	313319	1854556947	1802868985	N.A.	100.00	0	0.00	

<sup>1</sup>For determining public shareholding for the purpose of Clause 40A.

<sup>2</sup>For definitions of "Promoter" and "Promoter Group", refer to Clause 40A.

<sup>3</sup>For definitions of "Public Shareholding", refer to Clause 40A.

**(D)(b) Statement showing Shareholding of persons belonging to the category "Promoter and Promoter Group"**

Sr. No.	Name of the shareholder	PAN of the Shareholder	Total Shares held		Shares pledged or otherwise encumbered			Details of warrants		Details of convertible securities		Total shares (including underlying shares assuming full conversion of warrants and convertible securities) as a % of diluted share capital	
			Number	as a % of grand total	Number	as a percentage	as a % of grand total	Number of warrants held	As a % total number of warrants of the same class	Number of convertible securities held	As a % total number of convertible securities of the same class		
(I)	(II)	(III)	(IV)	(A) + (B) + (C)	(V)	(VI)	(VII) = (VI) / (IV)*100	(A) + (B) + (C) of sub-clause (i)(a) (VIII)	(XI)	(X)	(XI)	(XII)	(XIII)
1	President of India		44207317	2.38	0	0.00	0.00	0	0.00	0	0.00	0.00	0.00
2	President of India		1065840595	57.47	0	0.00	0.00	0	0.00	0	0.00	0.00	0.00
	TOTAL		1110047912	59.86	0	0.00	0.00	0	0.00	0	0.00	0.00	0.00


The stamp is circular and contains the text "M/S. ... LIMITED" and "CHENNAI". A signature is written over the stamp.

**D(c) Statement showing Shareholding of persons belonging to the category "Public" and holding more than 1% of the total number of shares**

Sr. No.	Name of the shareholder	PAN of the Shareholder	Number of shares	Shares as a percentage of total number of shares {i.e., Grand Total (A)+(B)+(C) indicated in Statement at para (i)(a) above}	Details of warrants		Details of convertible securities		Total shares (including underlying shares assuming full conversion of warrants and convertible securities) as a % of diluted
					Number of warrants held	As a % total number of warrants of the same class	Number of convertible securities held	% w.r.t total number of convertible securities of the same class	
	LIC of India Money Plus 1 Secured Fund-(31)	AAACI0582H	207598755	11.19	0	0.00	0	0.00	0
	LAZARD Asset Management LLC A/C LAZARD -Emerging Markets Portfolio	AAAAI0206A	68819120	3.71	0	0.00	0	0.00	0
	HDFC Trustee Co Ltd A/C HDFC Capital-Protection Oriented Fund-SR III-1207D-Dec 14(25)	AAATH1809A	42396880	2.29	0	0.00	0	0.00	0
	ICICI Prudential NIFTY ETF (21)	AAAAA10038F	19391668	1.05	0	0.00	0	0.00	0
	<b>TOTAL</b>		<b>338206423</b>	<b>18.24</b>	<b>0</b>	<b>0.00</b>	<b>0</b>	<b>0.00</b>	<b>0</b>

**D(c) Statement showing Shareholding of persons belonging to the category "Public" and holding more than 5% of the total number of shares**

Sr. No.	Name of the shareholder	PAN of the Shareholder	Number of shares	Shares as a percentage of total number of shares (i.e., Grand Total (A)+(B)+(C) indicated in Statement at para (I)(a) above}	Details of warrants		Details of convertible securities		Total shares (including underlying shares assuming full conversion of warrants and convertible securities) as a % of diluted
					Number of warrants held	As a % total number of warrants of the same class	Number of convertible securities held	% w.r.t total number of convertible securities of the same class	
1	LIC of India Money Plus 1 secured Fund(31))	AAAACI0582H	207598755	11.19	0	0	0	0	0
	TOTAL		207598755	11.19	0	0	0	0	0.00



**(I)(d) Statement showing details of locked-in shares**


Sr. No.	Name of the shareholder	PAN of the Shareholder	Number of locked-in shares {i.e., Grand Total (A)+(B)+(C) indicated in Statement at para (I)(a) above}	Locked-in shares as a percentage of total number of shares {i.e., Grand Total (A)+(B)+(C) indicated in Statement at para (I)(a) above}
1	President of India		1065840595	57.47
2	President of India		44207317	2.38
	TOTAL		1110047912	59.86

**(II)(a) Statement showing details of Depository Receipts (DRs)**

Sr. No.	Type of outstanding DR (ADRs, GDRs, SDRs, etc.)	Number of outstanding DRs	Number of shares underlying outstanding DRs	Shares underlying outstanding DRs as a percentage of total number of shares {i.e., Grand Total (A)+(B)+(C) indicated in Statement at para (I)(a) above}
	TOTAL	0	0	0.00

**(II)(b) Statement showing holding of Depository Receipts (DRs), where underlying shares held by 'promoter/promoter group' are in excess of 1% of the total number of shares**

Sr. No.	Name of the DR Holder	Type of outstanding DR (ADRs, GDRs, SDRs, etc.)	Number of shares underlying outstanding DRs	Shares underlying outstanding DRs as a percentage of total number of shares {i.e., Grand Total (A)+(B)+(C) indicated in Statement at para (I)(a) above}
	TOTAL	TOTAL	0	0.00





**(III) (a) Statement showing the voting pattern of shareholders, if more than one class of shares/securities is issued by the issuer.**

Sr. no.	Category of shareholder	Number of Voting Rights held in each class of securities			Total Voting Rights (III+IV+V)	Total Voting Rights i.e. (VII)	
		Class X (III)	Class Y (IV)	Class Z (V)		As a percentage of (A+B) (VII)	As a percentage of (A+B+C) (VIII)
(I)	(II)				(VI)		
(A)	Promoter and Promoter Group <sup>2</sup>						
(1)	Indian						
(a)	Individuals/Hindu Undivided Family	0	0	0	0	0.00	0.00
(b)	Central Government/State Government(s)	0	0	0	0	0.00	0.00
(c)	Bodies Corporate	0	0	0	0	0.00	0.00
(d)	Financial Institutions/Banks	0	0	0	0	0.00	0.00
(e)	Any Other (Total)	0	0	0	0	0.00	0.00
	<b>Sub-Total (A)(1)</b>	0	0	0	0	0.00	0.00
(2)	Foreign						
(a)	Individuals (Non-Resident Individuals/Foreign Individuals)	0	0	0	0	0.00	0.00
(b)	Bodies Corporate	0	0	0	0	0.00	0.00
(c)	Institutions	0	0	0	0	0.00	0.00
(d)	Qualified Foreign Investor	0	0	0	0	0.00	0.00
(e)	Any Other (Total)	0	0	0	0	0.00	0.00
	<b>Sub-Total (A)(2)</b>	0	0	0	0	0.00	0.00
	<b>Total Shareholding of Promoter and Promoter Group (A)= (A)(1)+(A)(2)</b>	0	0	0	0	0.00	0.00

