

ਪੰਜਾਬ ਨੈਸ਼ਨਲ ਬੈਂਕ

... भरोसे का प्रतीक !



punjab national bank

...the name you can BANK upon !

HO:SHARE DEPARTMENT, FINANCE DIVISION,5,SANSAD MARG, NEW DELHI-110001
Tel Nos : 011-23708257 Fax No : 011-23766079, E-mail : hosd@pnb.co.in

SDFD/SE/61/63

17.10.2014

Script Code : PNB The Assistant Vice President National Stock Exchange of India Limited "Exchange Plaza", Bandra – Kurla Complex, Bandra (E), Mumbai – 400 051	Script Code : 532461 The Dy. General Manager Bombay Stock Exchange Limited 1 st Floor, Phiroze Jeejeebhoy Towers Dalal Street, Mumbai – 400 001
---	---

Sir,

Reg: Shareholding Pattern – Quarter ended 30.09.2014.

We are enclosing the Shareholding Pattern of the Bank for the quarter ended 30.09.2014.

This is in compliance of clause 35 of the Listing Agreement.

Thanking you

Yours faithfully,

(A. Gopinathan)
Company Secretary

Encl: as above



(D)(a) Statement showing Shareholding Pattern

Name of the Company : Punjab National Bank

Scrip Code, Name of the scrip, class of security : PNB

As on Date : 30-Sep-2014

Partly paid-up shares	No. of partly paid-up shares	As a % of total no. of partly paid-up Shares	As a % of total no. of shares of the company
Held by promoter/promoter group	0	0	0
Held by public	0	0	0
Total	0	0	0
Outstanding convertible securities	No. of outstanding securities	As a % of total no. of outstanding convertible securities	As a % of total no. of shares of the company, assuming full conversion of the convertible securities
Held by promoter/promoter group	0	0	0
Held by public	0	0	0
Total	0	0	0
Warrants	No. of warrants	As a % of total no. of warrants	As a % of total no. of shares of the company, assuming full conversion of Warrants
Held by promoter/promoter group	0	0	0
Held by public	0	0	0
Total	0	0	0
Total paid-up capital of the company, assuming full conversion of warrants and convertible securities	362069926		

(D)(a) Statement showing Shareholding Pattern



Sr. no.	Category of shareholder	Number of shareholders	Total number of shares	Number of shares held in dematerialized form	Total shareholding as a percentage of total number of shares		Shares Pledged or otherwise encumbered	
					As a percentage of (A+B) ¹ (VI)	As a percentage of (A+B+C) (VII)	Number of shares (VIII)	As a percentage (IX) = (VIII) / (IV) * 100
(I)	(II)	(III)	(IV)	(V)	(VI)	(VII)	(VIII)	(IX)
(A)	Promoter and Promoter Group²							
(1)	Indian							
(a)	Individuals/Hindu Undivided Family	0	0	0	0.00	0.00	0	0
(b)	Central Government/State Government(s)	1	213168119	213168119	58.87	58.87	0	0.00
(c)	Bodies Corporate	0	0	0	0.00	0.00	0	0
(d)	Financial Institutions/Banks	0	0	0	0.00	0.00	0	0
(e)	Any Other (Total)	0	0	0	0.00	0.00	0	0
	Sub-Total (A)(1)	1	213168119	213168119	58.87	58.87	0	0.00
(2)	Foreign							
(a)	Individuals (Non-Resident Individuals/Foreign Individuals)	0	0	0	0.00	0.00	0	0.00
(b)	Bodies Corporate	0	0	0	0.00	0.00	0	0.00
(c)	Institutions	0	0	0	0.00	0.00	0	0.00
(d)	Qualified Foreign Investor	0	0	0	0.00	0.00	0	0.00
(e)	Any Other (Total)	0	0	0	0.00	0.00	0	0.00
	Sub-Total (A)(2)	0	0	0	0.00	0.00	0	0.00
	Total Shareholding of Promoter and Promoter Group (A)= (A)(1)+(A)(2)	1	213168119	213168119	58.87	58.87	0	0.00



(B) Public shareholding³								
(1) Institutions								
(a)	Mutual Funds/UTI	170	20106528	20106528	5.55	5.55	N.A.	N.A.
(b)	Financial Institutions/Banks	20	366703	366703	0.10	0.10	N.A.	N.A.
(c)	Central Government/State Government(s)	1	61960	61960	0.02	0.02	N.A.	N.A.
(d)	Venture Capital Funds	0	0	0	0.00	0.00	N.A.	N.A.
(e)	Insurance Companies	100	50536477	50536477	13.96	13.96	N.A.	N.A.
(f)	Foreign Institutional Investors	187	62843920	62843920	17.36	17.36	N.A.	N.A.
(g)	Foreign Venture Capital Investors	0	0	0	0.00	0.00	N.A.	N.A.
(h)	Qualified Foreign Investor	0	0	0	0.00	0.00	N.A.	N.A.
(i)	Any Other (Total)	1	2227	2227	0.00	0.00	N.A.	N.A.
(i1)	FFI/Banks	1	2227	2227	0.00	0.00	N.A.	N.A.
	Sub-Total (B)(1)	479	133917815	133917815	36.99	36.99	N.A.	N.A.
(2) Non-institutions								
(a)	Bodies Corporate	1673	1611810	1572410	0.45	0.45	N.A.	N.A.
(b)	Individuals - i. Individual Shareholders Holding Nominal Share Capital Up To >Rs. 1 Lakh.	190975	11918629	10436141	3.29	3.29	N.A.	N.A.
	Individuals - ii. Individual Shareholders Holding Nominal Share Capital In Excess Of Rs. 1 Lakh	21	578277	578277	0.16	0.16	N.A.	N.A.
(c)	Qualified Foreign Investor	0	0	0	0.00	0.00	N.A.	N.A.
(d)	Any Other (Total)	3737	875276	857476	0.24	0.24	N.A.	N.A.
(d1)	Clearing Members	229	345643	345643	0.10	0.10	N.A.	N.A.
(d2)	Foreign Nationals	1	66	66	0.00	0.00	N.A.	N.A.



(d3)	HUF	2661	194275	179275	0.05	0.05	N.A.	N.A.
(d4)	NRI	804	62714	62714	0.02	0.02	N.A.	N.A.
(d5)	OCB	1	943	943	0.00	0.00	N.A.	N.A.
(d6)	Trusts	41	271635	268835	0.08	0.08	N.A.	N.A.
	Sub-Total (B)(2)	196406	14983992	13444304	4.14	4.14	N.A.	N.A.
	Total Public Shareholding (B)= (B)(1)+(B)(2)	196885	148901807	147362119	41.13	41.13	N.A.	N.A.
	TOTAL (A)+(B)	196886	362069926	360530238	100.00	100.00	0	0.00
(C)	Shares held by Custodians and against which Depository Receipts have been issued	0	0	0	N.A.	0.00	N.A.	N.A.
C1	Promoter and Promoter Group	0	0	0	N.A.	0.00	N.A.	N.A.
C2	Public	0	0	0	N.A.	0.00	N.A.	N.A.
	GRAND TOTAL (A)+(B)+(C)	196886	362069926	360530238	N.A.	100.00	0	0.00

¹For determining public shareholding for the purpose of Clause 40A.

²For definitions of "Promoter" and "Promoter Group", refer to Clause 40A.

³For definitions of "Public Shareholding", refer to Clause 40A.

(I)(b) Statement showing Shareholding of persons belonging to the category "Promoter and Promoter Group"


Sr. No.	Name of the shareholder	PAN of the Shareholder	Total Shares held		Shares pledged or otherwise encumbered			Details of warrants		Details of convertible securities		Total shares (including underlying shares assuming full
			Number	as a % of grand	Number	as a percentage	as a % of grand	Number of warrants	As a % total number	Number of convertible securities	As a % total number of convertible	
(I)	(II)	(III)	(IV)		(VI)							



				total (A) + (B) + (C) (V)		(VII) = (VI) / (IV)*100	total (A) + (B) + (C) of sub- clause (I)(a) (VIII)	held (XI)	of warrants of the same class (X)	held (XI)	securities of the same class (XII)	conversion of warrants and convertible securities) as a % of diluted share capital (XIII)
1	President Of India		213168119	58.87	0	0.00	0.00	0	0	0	0	0
	TOTAL		213168119	58.87	0	0.00	0.00	0	0.00	0	0.00	0.00


D(c) Statement showing Shareholding of persons belonging to the category "Public" and holding more than 1% of the total number of shares

Sr. No.	Name of the shareholder	PAN of the Shareholder	Number of shares	Shares as a percentage of total number of shares {i.e., Grand Total (A)+(B)+(C) indicated in Statement at para (I)(a) above}	Details of warrants		Details of convertible securities		Total shares (including underlying shares assuming full conversion of warrants and convertible securities) as a % of diluted
					Number of warrants held	As a % total number of warrants of the same class	Number of convertible securities held	% w.r.t total number of convertible securities of the same class	
1	LIC of India	AAACL0582H	42637735	11.78	0	0.00	0	0.00	0



	Jeevan Plus Secured Fund-(35)								
2	LAZARD Asset Management LLC A/c LAZARD-Emerging Markets Portfolio	AAAAL0206A	13763824	3.80	0	0.00	0	0.00	0
3	HDFC Trustee Co Ltd A/c HDFC Capital-Protection Oriented Fund Series I 36 M - October 2013(22)	AAATH1809A	8173696	2.26	0	0.00	0	0.00	0
4	ICICI Prudential NIFTY ETF (19)	AAAAI0038F	4269972	1.18	0	0.00	0	0.00	0
	TOTAL		68845227	19.01	0	0.00	0	0.00	0

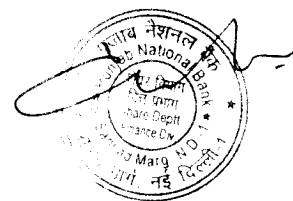
I)(c) Statement showing Shareholding of persons belonging to the category "Public" and holding more than 5% of the total number of shares



Sr. No.	Name of the shareholder	PAN of the Shareholder	Number of shares	Shares as a percentage of total number of shares {i.e., Grand Total (A)+(B)+(C) indicated in Statement at para (I)(a) above}	Details of warrants		Details of convertible securities		Total shares (including underlying shares assuming full conversion of warrants and convertible securities) as a % of diluted
					Number of warrants held	As a % total number of warrants of the same class	Number of convertible securities held	% w.r.t total number of convertible securities of the same class	
1	LIC Jeevan Plus Secured Fund-(35)	AAACL0582H	42637735	11.78	0	0.00	0	0.00	0
	TOTAL		42637735	11.78	0	0.00	0	0.00	0.00

(I)(d) Statement showing details of locked-in shares

Sr. No.	Name of the shareholder	PAN of the Shareholder	Number of locked-in shares	Locked-in shares as a percentage of total number of shares {i.e., Grand Total (A)+(B)+(C) indicated in Statement at para (I)(a) above}
1	President of India		29417162	8.12
	TOTAL		29417162	8.12



(II)(a) Statement showing details of Depository Receipts (DRs)


Sr. No.	Type of outstanding DR (ADRs, GDRs, SDRs, etc.)	Number of outstanding DRs	Number of shares underlying outstanding DRs	Shares underlying outstanding DRs as a percentage of total number of shares {i.e., Grand Total (A)+(B)+(C) indicated in Statement at para (I)(a) above}
	TOTAL	0	0	0.00

(II)(b) Statement showing holding of Depository Receipts (DRs), where underlying shares held by 'promoter/promoter group' are in excess of 1% of the total number of shares

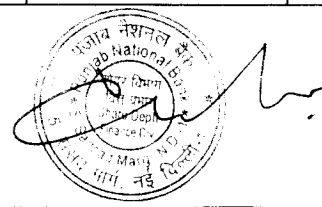
Sr. No.	Name of the DR Holder	Type of outstanding DR (ADRs, GDRs, SDRs, etc.)	Number of shares underlying outstanding DRs	Shares underlying outstanding DRs as a percentage of total number of shares {i.e., Grand Total (A)+(B)+(C) indicated in Statement at para (I)(a) above}
		TOTAL	0	0.00

(III) (a) Statement showing the voting pattern of shareholders, if more than one class of shares/securities is issued by the issuer.

Sr. no.	Category of shareholder	Number of Voting Rights held in each class of securities			Total Voting Rights (III+IV+V)	Total Voting Rights i.e. (VI)	
		Class X (III)	Class Y (IV)	Class Z (V)		As a percentage of (A+B) (VII)	As a percentage of (A+B+C) (VIII)
(I)	(II)				(VI)		
(A)	Promoter and Promoter Group ²						
(1)	Indian						



(a)	Individuals/Hindu Undivided Family	0	0	0	0	0.00	0.00
(b)	Central Government/State Government(s)	0	0	0	0	0.00	0.00
(c)	Bodies Corporate	0	0	0	0	0.00	0.00
(d)	Financial Institutions/Banks	0	0	0	0	0.00	0.00
(e)	Any Other (Total)	0	0	0	0	0.00	0.00
	Sub-Total (A)(1)	0	0	0	0	0.00	0.00
(2)	Foreign						
(a)	Individuals (Non-Resident Individuals/Foreign Individuals)	0	0	0	0	0.00	0.00
(b)	Bodies Corporate	0	0	0	0	0.00	0.00
(c)	Institutions	0	0	0	0	0.00	0.00
(d)	Qualified Foreign Investor	0	0	0	0	0.00	0.00
(e)	Any Other (Total)	0	0	0	0	0.00	0.00
	Sub-Total (A)(2)	0	0	0	0	0.00	0.00
	Total Shareholding of Promoter and Promoter Group (A)= (A)(1)+(A)(2)	0	0	0	0	0.00	0.00
(B)	Public shareholding						
(1)	Institutions						
(a)	Mutual Funds/UTI	0	0	0	0	0.00	0.00
(b)	Financial Institutions/Banks	0	0	0	0	0.00	0.00
(c)	Central Government/State Government(s)	0	0	0	0	0.00	0.00
(d)	Venture Capital Funds	0	0	0	0	0.00	0.00
(e)	Insurance Companies	0	0	0	0	0.00	0.00
(f)	Foreign Institutional Investors	0	0	0	0	0.00	0.00
(g)	Foreign Venture Capital Investors	0	0	0	0	0.00	0.00
(h)	Qualified Foreign Investor	0	0	0	0	0.00	0.00
(h)	Any Other (Total)	0	0	0	0	0.00	0.00
	Sub-Total (B)(1)	0	0	0	0	0.00	0.00



(2)	Non-institutions						
(a)	Bodies Corporate	0	0	0	0	0.00	0.00
(b)	Individuals - i. Individual Shareholders Holding Nominal Share Capital Up To >Rs. 1 Lakh.	0	0	0	0	0.00	0.00
	Individuals - ii. Individual Shareholders Holding Nominal Share Capital In Excess Of Rs. 1 Lakh	0	0	0	0	0.00	0.00
(c)	Qualified Foreign Investor	0	0	0	0	0.00	0.00
(d)	Any Other (Total)	0	0	0	0	0.00	0.00
	Sub-Total (B)(2)	0	0	0	0	0.00	0.00
	Total Public Shareholding (B)= (B)(1)+(B)(2)	0	0	0	0	0.00	0.00
	TOTAL (A)+(B)	0	0	0	0	0.00	0.00
(C)	Shares held by Custodians and against which Depository Receipts have been issued	0	0	0	0	0.00	0.00
C1	Promoter and Promoter Group	0	0	0	0	0	0
C2	Public	0	0	0	0	0	0
	GRAND TOTAL (A)+(B)+(C)	0	0	0	0	0.00	0.00


(A. Gopinathan)